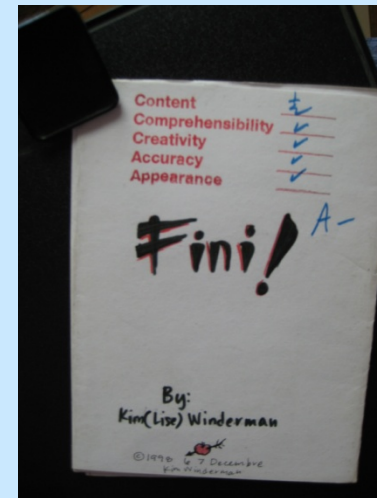





# Miniature Books



# Sample # 1



# Sample # 2

## Les Personage Principales:



Belle, la Bête et Gaston are les personage prinapales don l'histoir. Belle est la fille de Maurice. Le Bête est le owner de château dans la forest. Gaston est le villian. Il est trying to get Belle a marries il. Le trois caracter creates a love triangle which makes cette histoire possible.

Belle a marcheé a la chateau dans la forest. Elle a un peu sa pere, Maurice. Le forest est assombré et effroyable seulement elle entre la forest a un peu sa pere Maurice, est perdu et attapés dans la chateau de Bête.



Le chateau est très ancienne  
et ancien. Pas le person habit  
dans la grand chateau. Belle  
est effrayable, elle a vu  
par sa perie dans la  
chateau.



elle entre les Oues et regarde  
la rose de la Bête. Le Bête  
retourner, il sont tres furieux. Il  
crie "Sortez!"



Belle s'échappe du château de la Bête. Dans la forêt une bande de loup l'attaque. La Bête arrive et sauve Belle mais il est sérieusement blessé.



Après le combat avec Gaston, Gaston est mort et la Bête mourant. Belle embrasse la Bête et dit "J'ai aimé". Soudain, la Bête a transformé la jeune princesse très beau. Belle et son prince vivent together dans le château dans la forêt happily ever after.




# Sample # 3







Belle est ce fille de l'inventeur.




le Chateau de Bête



GASTON DEMANDÉ POUR BELLE ET IL CET MARI.  
ELLE DIT "NON!"



Allé au la Fair...



Il est égaré!



BELLE ARRIVÉ  
À CHATEAU DE  
BÊTE.



BELLE EST LE PRISONNIER  
AU LIEU DE PÈRE.







ILS ONT AMOUREUX!




LA BÊTE OFFRE BELLE SA LIBERTÉ.




GASTON, LEFOU ET TOUT LA VILLAGE VENIR POUR PÈRE DE BELLE. BELLE PROUVER SON PÈRE NE PAS FOU.




"TOWN ATTACK" CASTLE




GASTON/BEAST FIGHT



GASTON DIES



THE BEAST DIES JUST AS BELLE SAYS "I LOVE YOU"




THE SPELL IS BROKEN


Now...to make your own:




Fold a sheet of paper in half horizontally.




Fold again.




Fold one more time.




Open and hold by the two ends and the folded “middle” upwards.



Cut from the middle fold to the next fold or halfway up..




**Set on a flat surface with the fold up and the two ends spread out from the middle.**







Pull the left and right side together  
and lift up off the flat surface.




Press the folded edges to a firm crease.




Press the sections together.



Press the sections into a booklet.



There you have it—a “mini” book.



# Your front cover, pages 1 – 4, and back cover

